

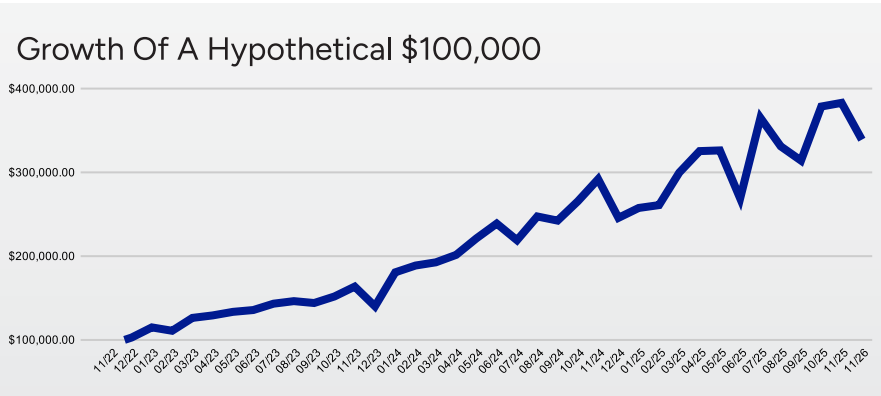
Financial Oracle FX Fund SP

As of 31-Dec-2025



Financial Oracle SPC (the "Fund") is an exempted company with limited liability incorporated and registered as a Segregated Portfolio Company without limited duration under the provisions of the Companies Act (Revised) of the Cayman Islands on 14 August, 2024.

The Fund's authorised share capital is US\$50,000 divided into 4,900,000 non-voting redeemable participating shares with a nominal or par value of US\$0.01 each and 100,000 voting Ordinary Shares with a nominal or par value of US\$0.01 each.



The chart illustrates the net growth of a hypothetical \$100,000 investment in the fund's common shares based on market price beginning on the date November 1st, 2022. Ending value as of the date at the top of this document. Result includes 30% performance fee deducted monthly*. Past performance is no guarantee of future results.

December 2025 Factsheet

Key Facts

Size of Fund (Millions)	\$20.4M
Managed Assets Share	\$20.4M
Class Launch Date	10/12/2024
Asset Investment Class	FX Fund
Min. Capital Investment	\$100,000
Min. Investment Term	6 Months
Subscription Fee	\$1,500
Management Fees	0%
Performance Fees	30%
Performance Calculation	NAV HWM

Managed Assets means the total assets of the Trust (including any assets attributable to leverage) minus the sum of accrued liabilities (other than debt representing financial leverage). Distribution Rate is calculated monthly using the NAV HWM method.

Net Return Statistics 30% Performance Fees Deducted*

Statistics Total Return	+239.17%
Positive Months	+71.05%
Average Monthly Return	+3.83%
CAGR	+47.06%

Risk Statistics

Sortino Ratio	+2.16
Sharpe Ratio	+1.11
Standard Deviation	+10.94%
Max Drawdown	-22.82%

NAV Month by Month - 30% Performance Fees Deducted*

Year	Jan	Feb	Mar	Apr	May	Jun	Jul	Aug	Sep	Oct	Nov	Dec	YTD
2025	+4.82%	+1.32%	+14.91%	+8.54%	+0.25%	-17.57%	+35.78%	-9.32%	-5.14%	+20.55%	+1.16%	-11.49%	+37.99%
2024	+29.00%	+4.49%	+2.03%	+4.61%	+9.79%	+7.98%	-8.32%	+12.95%	-2.00%	+9.53%	+9.94%	-15.84%	+75.45%
2023	+11.83%	-3.52%	+13.88%	+2.35%	+3.29%	+1.62%	+5.60%	+2.12%	-1.54%	+5.41%	+7.77%	-14.40%	+36.33%
2022	-	-	-	-	-	-	-	-	-	-	-5.24%	+8.45%	+2.76%

Net Cumulative NAV Month by Month - 30% Performance Fees Deducted*

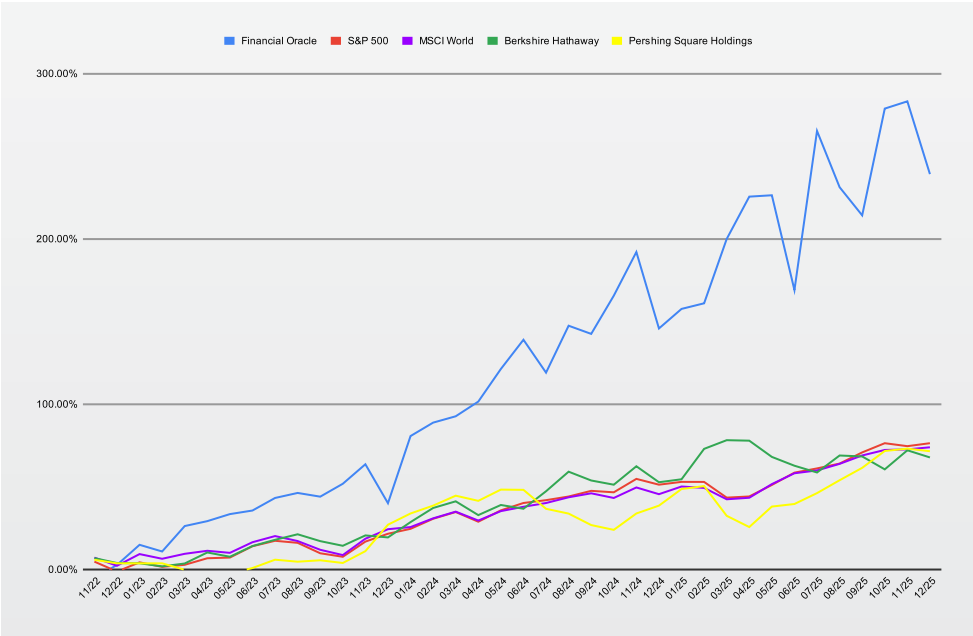
Year	Jan	Feb	Mar	Apr	May	Jun	Jul	Aug	Sep	Oct	Nov	Dec	YTD
2025	+157.63%	+161.02%	+199.93%	+225.55%	+226.38%	+169.03%	+265.30%	+231.26%	+214.22%	+278.81%	+283.20%	+239.17%	+37.99%
2024	+80.72%	+88.84%	+92.67%	+101.56%	+121.30%	+138.97%	+119.08%	+147.46%	+142.52%	+165.64%	+192.05%	+145.79%	+75.45%
2023	+14.92%	+10.88%	+26.27%	+29.24%	+33.49%	+35.66%	+43.26%	+46.30%	+44.05%	+51.85%	+63.65%	+40.09%	+36.33%
2022	-	-	-	-	-	-	-	-	-	-	-5.24%	+2.76%	+2.76%

Financial Oracle FX Fund SP

Performance Comparison

The chart illustrates the hypothetical growth of an investment in Financial Oracle FX Fund SP, based on market prices from November 1, 2022, to the latest reporting date.

This performance is compared against leading benchmarks, highlighting our fund's superior returns.



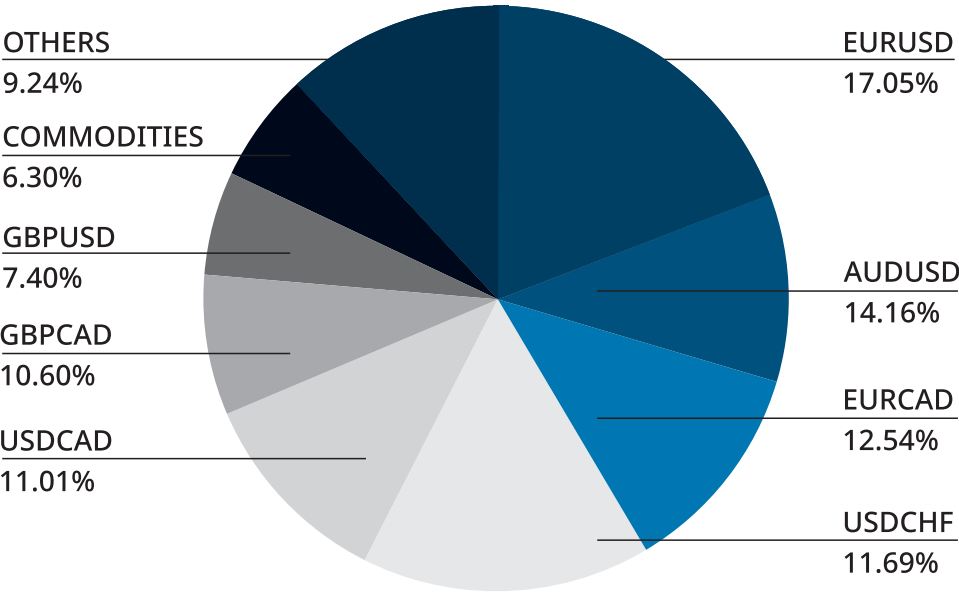
Key Performance Highlights:

Financial Oracle FX Fund SP	+239.17%
S&P 500	+76.39%
MSCI World	+73.92%
Berkshire Hathaway	+67.77%
Pershing Square Holdings	+71.54%

Our fund has significantly outperformed global equity indices and top hedge funds, showcasing the strength of our data-driven trading strategies.

Note: Financial Oracle FX Fund SP Performance figures account for 30% performance fees*. Benchmarks are gross returns.

Profit Distribution:

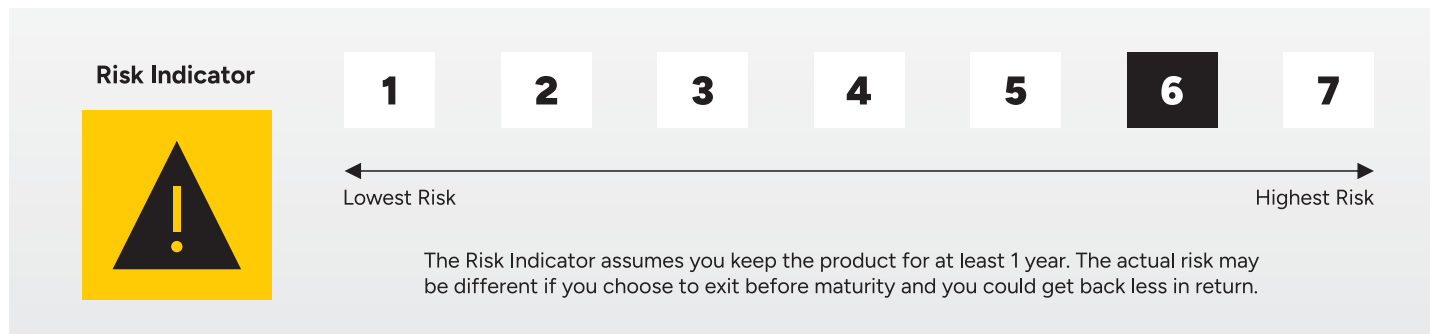


Win Rate:

AUDUSD	85.61%
USDCAD	85.61%
GBPCAD	84.59%
EURUSD	84.56%
EURCAD	84.14%
USDCHF	84.25%
OTHERS	82.29%

Days Traded	803	
Days in Profit	623	77.58%
Days in Loss	22	2.74%
No Trades	158	19.68%

What are the risks?:



Disclaimer: Financial Oracle SPC Performance Disclosure. Performance results for periods less than one year are not annualized. The performance data presented reflects past performance of Financial Oracle SPC's common shares and is not a guarantee of future results. The value of an investment in the fund, including principal, is subject to market fluctuations and may increase or decrease over time. As a result, investors may experience gains or losses and shares may be worth more or less than their original investment.

Performance figures are presented net of all advisory fees, management fees, and fund operating expenses. All return data assumes the reinvestment of any distributions made by the fund. Investors who access Financial Oracle SPC through financial intermediaries, such as investment advisers or wealth managers, may incur additional fees charged by those third parties.

Past performance is not indicative of future returns. In cases where distributions exceed the fund's net income and realized capital gains, a portion of the distribution may represent a return of capital. A return of capital occurs when a portion of an investor's original contribution is returned and does not necessarily indicate the fund's investment performance. It should not be confused with yield or income. When total distributions exceed the fund's total return, the excess will reduce the fund's net asset value (NAV) per share.

Investing involves risks including possible loss of principal.

Disclosure Statement – Financial Oracle SPC. All information and data provided, including portfolio holdings, performance characteristics, and strategic positioning, is current as of the date listed at the top of this document unless otherwise specified and is subject to change without prior notice.

Please note that investment vehicles such as closed-end funds may trade at a discount or premium to their Net Asset Value (NAV). International investments involve specific risks, including currency fluctuations, reduced liquidity, limited regulatory oversight, and heightened volatility due to political, economic, or social developments in foreign markets.

Financial Oracle SPC may implement tactical strategies, including the use of written covered call options. As covered call exposure increases, the portfolio's potential for capital appreciation may become more limited. The fund may also utilize leverage to enhance its investment objectives. While leverage can magnify returns, it also amplifies potential losses. Changes in the value of the fund's underlying portfolio, including assets acquired using borrowed capital, will be fully reflected in investor returns. Therefore, both gains and losses may be more pronounced compared to an unleveraged portfolio.

Investment focus may be concentrated in companies that, in the view of Financial Oracle SPC's advisory team, are materially benefiting from the application or commercialization of technological or scientific innovation. This strategic concentration may increase exposure to industry-specific risks and reduce the diversification typically available through broader sector allocations. As a result, the fund may be subject to greater price volatility than more broadly diversified investment vehicles. General market and credit risks also apply. Debt instruments held by the fund may be subject to credit risk—the possibility that an issuer will fail to meet its obligations—and interest rate risk, which can affect both the income generated and the market value of fixed or variable rate instruments. Rising interest rates generally have a negative effect on fixed-rate debt securities, while falling rates may positively impact their valuation.

The degree of sensitivity varies depending on the instrument's structure, reset frequency, and embedded features such as caps or floors. Financial Oracle SPC does not compensate or provide incentives for third-party rankings, ratings, or endorsements. All trademarks and service marks mentioned herein are the property of their respective owners.

This material has been prepared by Financial Oracle SPC for informational purposes only and is not intended as investment advice or an offer to sell or the solicitation of an offer to buy any financial product. For further details, please refer to your official investor documents or contact your representative directly. ©2025 Financial Oracle SPC. All Rights Reserved.